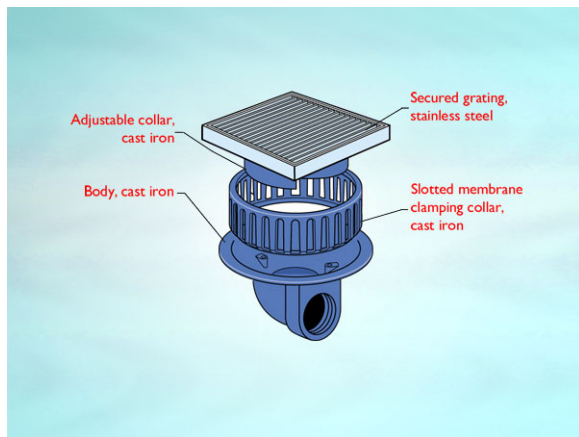


Product Details

WD734 Outlet with Square Flat Grating

Technical Data



Dimensions:

200 square at finish level
 305 dia. body
 5 - grating aperture width
 183 - Height below Body Flange
 86 to 113 - min/max height between membrane level and top of grating
 117 - depth body flange to outlet center line
Connection - female 4" BSP threaded connection (100mm)
Free Area - body= 78cm², grating= 216cm²
Materials - Grating - stainless steel; Body - cast iron, lacquered; Membrane Clamp - cast iron, lacquered
Load Rating Class - K3
Weight - 14.6 kg

General Description:

200 Square Stainless Steel 3410 series (Medium Sump) No Fines Screen / Inverted Roof Outlet with Square Flat Grating, for use with unfinished (eg. bare concrete) or paved areas, with 4" BSP dia. horizontal outlet with 5mm grating aperture width .

Options:

To specify an option, add option letter(s) as a suffix to the Spec. Code
 K - bonded insulation jacket
 Z - rigid PVC flange for use with PVC single ply membranes

Materials:

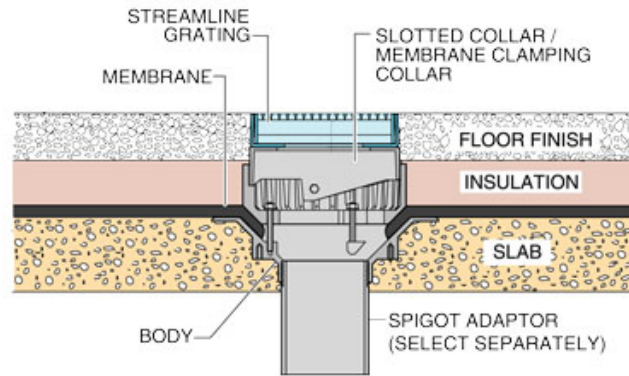
Cast Iron - BS EN 1561: Used for bodies, membrane clamping collars, spigot adaptors and accessories such as extensions. A widely used metal in the drainage industry, its resistance to corrosion permits extended use under extreme conditions. Castings are coated with a high grade lacquer paint to provide internal and external surface coverage. Paint will gradually wear off and is replaceable; oxidisation (surface rusting) is a natural process which does not weaken the material. A zinc anti-corrosion coating is applied to certain castings by sherardizing.

Stainless Steel - Austenitic Grade 304 (Grade 316 optional on most products): Used for bodies, gratings, funnels, access covers, filter buckets and fixings. A corrosion-resistant metal containing significant amounts of nickel and chromium; AISI grade 304 stainless steel is used as standard, which is suitable for general use in and around buildings including most coastal locations. In applications such as swimming pools or having an aggressive atmosphere, grade 316 is recommended and is available optionally (if available, code 'M' will be listed under 'Options'). An even higher grade may be required for applications in highly corrosive environments including where exposure to seawater may be anticipated. Clean with soap and warm water rinse and wipe dry. Gratings may also be cleaned in certain dishwashers. Under no circumstances treat with metal scouring pads, metal scrapers or wire wool as these will contaminate surfaces leaving rust spots. Take care to cover stainless steel items when site work is going on, to avoid contamination with rust-inducing particles such as when mild steel or cast iron items are being cut.

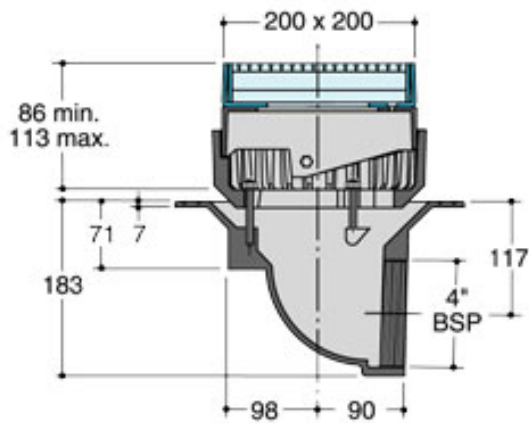
All dimensions are in millimetres unless stated. In line with general practice all dimensions shown are nominal.

Typical Installation for WD734:

Note: This illustration may show a similar Wade Product - it is intended to show the general installation type only.



Dimensioned Section for WD734:



Flow Performance Figures for WD734:

Head of water at outlet	15mm	20mm	25mm	30mm	35mm	40mm	50mm
Flow Rate (l/s):	1.65	2.5	3.29	4.04	4.76	5.25	5.71
Roof area drained (m²) at 0.021 l/s per m² rainfall rate:	79	119	157	192	227	250	272

Note: Flow rates of Wade roof outlets have been established by full-scale tests. The values shown in the table are 75% of such tests. The design of the layout of roof outlets should be in accordance with the recommendations given in BS EN 12056:3.